

Worktops, splashbacks
and upstands exclusively
manufactured by

BB
BUSHBOARD



BB omega

inspirational design

committed to innovation

Omega excels by offering a wealth of design choice, inspired by our commitment to give you the ultimate laminate worksurface.

Innovation lies at the heart of this collection. The latest techniques in high definition printing and surface textures combine with our manufacturing expertise to give you a laminate worksurface with outstanding credentials. So you can be confident you are choosing a worktop that is at the forefront of fashion trends and one that will make a lasting statement in your home.

We salute the look of polished stone with new terrazzos and an extended choice of granite colours featuring subtle metallic flecks and high gloss textures. Simply gorgeous. And recognising the appeal of natural materials in the home, there are new slates and woodgrains in beautifully tactile matt textures. But the stand-out innovation is our advanced Q3 profile, offering a crisper, squarer front edge to the worksurface and which is unique to Omega. Sharp looking, great feeling, this new profile speaks the language of style.

Also new to the range is a choice of ready-made shaped components offering another level of design freedom. They combine beautifully with curved doors, create fabulous island units, or provide a stylish low level table for a spot of casual dining.

Whatever Omega product you choose, you can always be confident of its unrivalled performance and your long-lasting pleasure.

Front cover:
Quebec Oak worksurface
and Florida splashback.



Quebec Oak worksurface with
new Q3 profile and Tessera
Cream curved breakfast bar.



Antique Block Walnut
ultramatt curved
worksurface and upstand.

shape your look

Your kitchen reflects your design look and your lifestyle. And with our new range of components you can shape it to suit you. Ready-made and pre-finished they give you the flexibility for casual dining and feature furniture.


The large breakfast bar features a modern double curved end, that is ideal for creating an island unit around which to perch for a chat, a coffee or a snack. More than that, it can also be installed as a low table for informal kitchen suppers or the kids' homework.

You can also choose a worksurface finished with a curve at each end. It's especially made to suit curved doors at the end of a run. Clever.


4100 x 650 x 38mm worksurface with curved end (3560mm front edge) - 263mm radius curves



3000 x 955 x 38mm breakfast bar with curved end - 263mm radius curves



Tessera Cream HiGloss



Blanc Megeve Roche



Lima Surf



Quebec Oak Ultramatt



Antique Block Walnut Ultramatt



cutting edge

Check out the crispness of our unique Q3 postformed edge profile. The squarer shape with its tight 3mm radii top and bottom gives the worktop a superb linear aesthetic, akin to slabs of natural stone, granite or wood. Visually, the worktop appears slimmer and its sharp styling works superbly with both traditional and contemporary kitchens and there are sixteen lovely designs to choose from.

Smart. Modern.Classy.

White Quartz gloss worksurface
with new Q3 profile.



Ruby Quartz
worksurface and
upstand



Cinder Quartz
worksurface and
Ambre splashback



Black Quartz
worksurface with new Q3
profile and splashback.

gorgeous and glamorous

There's little to beat the luxurious looks of polished stone for a real expression of style. Now you can achieve this with our stunning metallic-based designs that come in a choice of great colours. From the new additions of black and white quartz, to the stand-out red and calming neutrals, these are worksurfaces that do all the talking. The high definition terrazzo print is delicately flecked with pearlescent particles and topped off with a lustrous high gloss finish. And better still, they benefit from the new Q3 edge profile. Designer luxury. Yet reassuringly affordable.

When choosing our metallic designs, remember they are just like other high gloss worksurfaces and require some TLC to maintain their luxurious looks. So no chopping, cutting or placing hot items directly onto the surface please.



Vanilla Quartz
worksurface and
upstand



Ebony Stripwood
worksurface
and Champagne
splashback



Olivewood
worksurface with new
Q3 profile and Florida
splashback.



exotic luxury

The allure of exotic woods is irresistible. Omega re-works nature's finest species to offer of-the-moment contemporary styling, especially in the new Q3 profile. From the delicately bleached Quebec Oak to the rich Antique Walnut and the beautiful Olivewood to the modern Ebony Stripwood, these designs are guaranteed to add design grace. What's more, their stunning visual appearance is enhanced by the lovely ultramatt texture. This makes the product feel like freshly sanded wood, smooth and warm to the touch, while refracting the light across the worksurface enriching the graining and colour.

Woodgrain worksurfaces look stunning with splashbacks. Try one of our pearlescent colours in high gloss and bring out some organic warmth, or be bold with a block of strong colour.

organic harmony

Everyone likes a touch of nostalgia yet there's nothing old fashioned about Quebec Oak. Re-interpreted for the modern kitchen, the design draws together the honest qualities of oak with a subtle washed effect which enhances the beauty of the grain.

Fresh looking, warm feeling, Quebec Oak cuts a fashionable contrast with plain coloured and painted doors.

Quebec Oak ultramatt curved breakfast bar.



natural beauty

Nostalgic. Timeless. And incredibly fashionable.

That's the appeal of natural stone for worksurfaces. Omega captures the authenticity of terrazzo, limestone and slate with neutral colour tones and complementary surface textures, giving them a luxuriousness to envy.



Tessera Cream
worksurface with new Q3
profile and upstand.



Noir Roche worksurface with new Q3 profile and upstand.

black is beautiful

Always. The unique colour that says smart, classic, glamorous or contemporary.

Within Omega we have fabulous designs that take black to a new design level. Noir Riven combines the luxury appeal of high gloss, with a gently riven texture that looks superb and performs to uncompromisingly high standards. Noir Roche captures the raw beauty of natural slate with its beautiful honed matt texture and depth of colour, elevating this worksurface into a class of its own. A true contemporary classic.

fashion meets function

Splashbacks are a wonderful bonus to any kitchen. They provide a seamless, decorative area between the worksurface and wall cabinetry that's easy to maintain and hygienic. A simple wipe down and you're done.

More than that they are a perfect design complement. Omega designs are available in worksurfaces, splashbacks and upstands giving you the design freedom for the look you want. Choose a matching splashback for co-ordination or mix it up with different designs. As you wish.

Tessera Gris worksurface
with new Q3 profile and Rose
splashback.





Blanc Megeve Roche
worksurface with new Q3 profile.
Lime and Blanc Megeve Roche
splashbacks.

pop of colour

Adding a pop of colour brings instant design panache to your kitchen.

Fresh and fashionable, Omega also has three zingy colours of lime green, orange and pink available as splashback options. Use them full length as midway panels for a bold yet practical finish. Why not add a contrasting hob panel for a colour block effect and brighten up your cooking experience?



Slate Roche worksurface with new Q3 profile and upstand.

finishing touches

For a neat finishing touch to your worksurface, add an upstand. Slim and elegant at just 100mm high, they are an ideal way to finish the joint between your worksurface and wall. Use BB Complete, our specially developed, waterproof colour coordinated sealant, ensuring peace of mind as well as a practical, easy to clean area. No fuss. Just easy living.

BB omega

BB complete

Complete colour
matched adhesive
and sealant

	décors	textures	recommended	profiles	worktops	3000 X 600 x 38mm 3000 x 900 x 38mm breakfast bar	4100 X 600 x 38mm 4100 X 665 x 38mm breakfast bar 4100 X 900 x 38mm breakfast bar	4100 X 650 x 38mm 3000 X 955 x 38mm breakfast bar	3000 x 600 x 8mm midway 1500 x 1200 x 8mm hob panel 3000 x 1200 x 8mm full panel	3000 x 100 x 20mm upstands
Quartz gloss	F074	Black Quartz	gloss	jet black	Q3		• • •		• •	•
	F075	White Quartz	gloss	ice white	Q3		• • •		• •	•
	F070	Vanilla Quartz	gloss	vanilla	Q3		• • •		• •	•
	F071	Cinder Quartz	gloss	chocolate	Q3		• • •		• •	•
	F072	Ruby Quartz	gloss	cherry red	Q3		• • •		• •	•
	F073	Chocolate Quartz	gloss	chocolate	Q3		• • •		• •	•
Strass gloss	S030	Strass Blanc	gloss	ice white	Q10	• •	• • •		• •	•
	S033	Strass Noir	gloss	jet black	Q10	• •	• • •		• •	•
Riven	P015	Limestone	riven	vanilla	Q5		• • •		• •	•
	N005	Noir	riven	jet black	Q5		• • •		• •	•
Granit	D010	Mocca	granit	chocolate	Q3		• • •		• •	•
	N005	Noir	granit	jet black	Q3		• • •		• •	•
HiGloss	B066	Baltic Granite	gloss	chocolate	Q3	• •	• • •		• •	•
	K002	Kota	gloss	fudge	Q3	• •	• • •		• •	•
	L032	Lima	gloss	jet black	Q3	• •	• • •		• •	•
	L003	Midnight	gloss	jet black	Q3	• •	• • •		• •	•
	D010	Mocca	gloss	chocolate	Q3	• •	• • •		• •	•
	T077	Tessera Cream	gloss	ivory	Q3		• • •	• •	• •	•
Roche	T078	Tessera Gris	gloss	jet black	Q3		• • •		• •	•
	B070	Blanc Megeve	roche	ice white	Q3		• • •	• •	• •	•
	N005	Noir	roche	jet black	Q3		• • •		• •	•
Ultramatt	S049	Slate	roche	slate grey	Q3		• • •	• •	• •	•
	B107	Ebony Stripwood	ultramatt	chocolate	Q3		• • •		• •	•
	W018	Figured Wenge	ultramatt	chocolate	Q3		• • •		• •	•
	O076	Olivewood	ultramatt	chestnut	Q3		• • •		• •	•
	A017	Antique Block Walnut	ultramatt	chestnut	Q3		• • •	• •	• •	•
Surf and Fa	C105	Quebec Oak	ultramatt	fudge	Q3		• • •	• •	• •	•
	A040	Antares	surf	basalt grey	Q5	• •	• • •			•
	A024	Aticos Gold	surf	ivory	Q3	• •	• • •			•
	A078	Aztec Granite	surf	chestnut	Q3	• •	• • •			•
	B066	Baltic Granite	surf	chocolate	Q3	• •	• • •		• •	•
	H018	Beech Normande	fa	vanilla	Q5	• •	• • •			•
	G046	Beige Granite	surf	ash grey	Q3	• •	• • •			•
	B070	Blanc Megeve	surf	ice white	Q3	• •	• • •			•
	B050	Butcher Block Medium	fa	toffee	Q3	• •	• • •			•
	C012	Carthage	surf	ice white	Q5	• •	• • •			•
	C030	Cosmic Beige	surf	vanilla	Q5	• •	• • •			•
	C037	Crystal	fa	ice white	Q5	• •	• • •			•
	D017	Dakota	surf	basalt grey	Q3	• •	• • •			•
	E046	Etna Verde	surf	sea green	Q5	• •	• • •			•
	I010	Iquitos Noir	fa	slate grey	Q3	• •	• • •			•
	K002	Kota	surf	fudge	Q3	• •	• • •		• •	•
	L011	Light Blocked Walnut	fa	toffee	Q3	• •	• • •			•
	L032	Lima	surf	jet black	Q3	• •	• • •	• •	• •	•
	M003	Maryland Fonce	surf	basalt grey	Q3	• •	• • •			•
	L003	Midnight	surf	jet black	Q3	• •	• • •		• •	•
N005	Noir	surf	jet black	Q3		• • •		• •	•	
N023	Nova Saphir	surf	airforce blue	Q5	• •	• • •			•	
P065	Puno	surf	chocolate	Q5	• •	• • •		• •	•	
S065	Solok	surf	slate grey	Q3	• •	• • •		• •	•	
H030	Steamed Beech	fa	toffee	Q5	• •	• • •			•	
T028	Texas Brun	fa	chestnut	Q5	• •	• • •			•	
Splashback only decors	9417	Rococo Blanc	frosted gloss	ice white					•	
	0901	Rococo Noir	frosted gloss	jet black					•	
	H102	Ambre	gloss	mushroom					• •	
	H103	Champagne	gloss	fudge					• •	
	H107	Graphite	gloss	basalt grey					• •	
	A008	Brushed Aluminium	metal	silver grey					• •	
	F001	Florida	gloss						• •	
	P092	Lime	gloss						• •	
Y022	Rose	gloss						• •		

All worksurfaces come with a full length edging strip and care leaflet.

New Quartz >>



Black Quartz HiGloss WUS



White Quartz HiGloss WUS




Vanilla Quartz HiGloss WUS



Cinder Quartz HiGloss WUS



Chocolate Quartz HiGloss WUS



Ruby Quartz HiGloss WUS



Strass Blanc HiGloss WUS



Strass Noir HiGloss WUS

Riven >

Strass >>



Noir Riven WUS




Limestone Riven WUS




Mocca Granit WUS



Noir Granit WUS



Tessera Cream HiGloss CWUS



Tessera Gris HiGloss WUS



Baltic Granite HiGloss WUS

New Tessera Gloss >>



Kota HiGloss WUS



Mocca HiGloss WU



Lima HiGloss WUS



Midnight HiGloss WUS

C = curved worksurface

W = worksurface

U = upstand

S = splashback

New Roche >>



Noir Roche WUS




Slate Roche CWUS



Blanc Megeve Roche CWUS

Fa and Surf >>



Blanc Megeve Surf WU



Carthage Surf WU



Crystal Fa WU



Cosmic Beige Surf WU



Aticos Gold Surf WU



Beige Granite Surf WU



Aztec Granite Surf WU



Kota Surf WUS



Baltic Granite Surf WUS




Etna Verde Surf WU




Maryland Fonce Surf WU



Nova Saphir Surf WU



Antares Surf WU



Dakota Surf WU



Puno Surf WUS



Solok Surf WUS



Iquitos Noir Fa WU



Lima Surf CWUS



Midnight Surf WUS



Noir Surf WUS



Beech Normand Fa WU

**BB
BUSHBOARD**



Steamed Beech Fa WU



Butcher Block Medium Fa WU



Texas Brun Fa WU



Light Blocked Walnut Fa WU



Antique Block Walnut Ultramatt CWUS



Figured Wenge Ultramatt WUS



Olivewood Ultramatt WUS

Ultramatt >>



Ebony Stripwood Ultramatt WUS



Quebec Oak Ultramatt CWUS

**New
splashbacks >>**



Florida HiGloss S



Lime HiGloss S



Rose HiGloss S



Rococo Blanc Frosted Gloss S



Rococo Noir Frosted Gloss S



Ambre HiGloss S



Champagne HiGloss S



Graphite HiGloss S

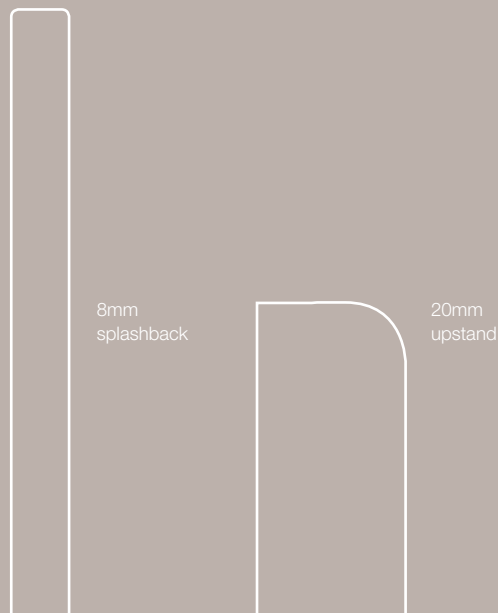
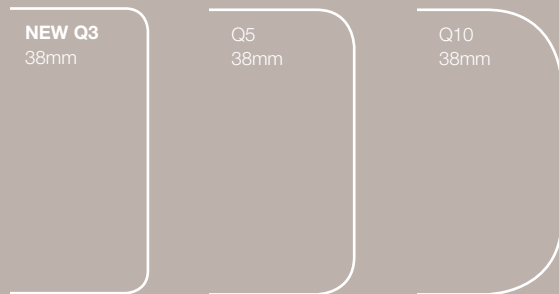


Brushed Aluminium Metal S

made to last

Profiles

Worktops are profiled along one long edge.
Breakfast bars are profiled along two long edges.



Quality

Manufacturing with the finest materials is what gives Bushboard worksurfaces their signature quality compared to competitive products. While beautiful and stylish to look at, they are also constructed to cope with the wear and tear of everyday living.

Independently tested to BS/EN438, your Bushboard worksurface is designed to withstand knocks, abrasions, chemicals, cigarette burns, steam, stains from juice, tea, wine or coffee. It is also highly resistant to heat, although we recommend the use of a protective pad as saucepan bottoms can become extremely hot.

Bushboard select E1 grade high-density particleboard for strength and stability. Its homogenous construction generates excellent machining capability for sink cutouts and mitre joints. They are surfaced in Polyrey high-pressure laminate. A resin impregnated moisture resistant barrier combines with Bushboard's unique 'Tekseal' cast resin to completely seal the underside against moisture penetration from everyday spills.

Hi Gloss, Frosted Gloss and Metallic finish

These premium textures need a little more care and attention than our standard Surf and Fa finishes. While the HiGloss technology offers an advanced level of protection against scuffing, please remember they are fashionable finishes and tend to show marks and scratches more easily with everyday use. This is also true of darker and plainer colours. To maintain the appealing looks of these textures, you should buff up the surface to a shine after a normal wipe down. See the Care & Maintenance section for recommended use of BB Professional Worktop Polish.

The metallic nature of Quartz and Strass designs make them more sensitive to heat, so please take care to use a protective pad.

As with any laminate worktop, you should avoid chopping, cutting or placing hot items directly on to the surface.



Splashbacks

Splashbacks should always be installed at least 130mm from a hob or heat source.

Lifetime Guarantee

Bushboard worksurfaces are guaranteed for their lifetime. Bushboard will make good by repair and/or replacement (at its discretion) any Omega product of its manufacture which can be shown to have failed by reason of defects in its manufacture, subject to fair wear and tear, provided the product has been installed and used in accordance with the manufacturer's instructions and that the products are used for their intended purpose / application. Proof of date and place of purchase required. This guarantee is in addition to your statutory rights as a consumer and does not affect your rights in any way.

Care & Maintenance

Bushboard worksurfaces are so easy to maintain. On a day to day basis, all you need to do is wipe them down with a moist cloth and your favourite mild detergent. For more stubborn marks such as fruit juice or coffee, leave the detergent to soak on the surface for a little while before rinsing thoroughly.

Obviously, your worksurface can become damaged if mistreated, so we recommend some sensible measures like placing hot pans or casserole dishes on protective mats and mopping up spills quickly. Full details can be found in our Care & Maintenance leaflet. One of these is included with every worktop purchased but if you need a copy please call our Customer Service Team or log onto our website.

Installation & Finishing

As part of our worktop programme, we have developed BB Complete which is a bespoke range of colour-matched adhesives for the installation and finishing of your chosen Omega design. BB Complete is specially designed to replace silicon which may break down over time and cause moisture ingress. BB Complete offers superb performance characteristics and enables your installer to bond, joint and seal your worksurface, upstands and splashbacks giving you a long- lasting, professional finish.

BB Complete is available in a handy 290ml cartridge with the six most popular colours in a cost effective 80ml pack.

Exclusive 3 year guarantee on joints

Bushboard offers an exclusive 3 year guarantee against blown worktop joints when BB Complete adhesive is used for installation. Instructions and full terms and conditions are available on our website or from our Customer Service Team.



Rococo Noir splashback
and Crystal worksurface



free sample service



Made by Bushboard

Bushboard is the UK's largest independent manufacturer of worksurfaces. With a manufacturing history dating from the 1930's and more than 25 years experience in the production of premium worksurfaces, we are confident about the quality and the style statement our products can make to your home.

We have an exemplary record in Health & Safety and we take our environmental responsibilities very seriously. We have reduced our landfill from 2400 tonnes in 2006 to less than 250 tonnes currently.

As a large consumer of chipboard, we ensure that all our material carries the PEFC certification, guaranteeing that it comes from properly environmentally managed and sustainable sources. We have also achieved independent accreditation to provide surety for 'chain of custody'.

Working with Bushboard

To help you with your choice, we have a dedicated Customer Service Team to give you all the friendly help and advice you need.

They can send you a brochure and samples of the designs you are considering. We also offer advice on installing and looking after your Omega worksurface and our After Care leaflet is available by post, email or on our website.

The Omega range is on display at retailers nationwide and visiting one of them is often the best way to make your final decision. The team can advise which retailers are nearest to you. Call 01933 232272.

All brochures and samples are available free of charge by contacting:

tel: 01933 232 242

fax: 01933 232 286

email: help@bushboard.co.uk

www.bushboard.co.uk

Bushboard Ltd
9-29 Rixon Road
Wellingborough Northants NN8 4BA

The company reserves the right to change specifications at any time, without notice. Every effort has been made to achieve faithful representations of our products in this brochure, but due to printing limitations we recommend that samples of actual material are requested before purchasing.



ISO 9001: 2008
FM 584991
ISO 14001:2004
EMS 584992

Above:
Limestone Riven worksurface

Back cover:
Noir Riven worksurface



BB
BUSHBOARD